

## What to Submit for Your LCC Offer

The following pages will show you what content is needed to complete set up for your LCC Automated Offer.  
The numbers next to each element on the next pages correspond with the form fields for the LCC form.

## LCC Automated Offer Pages



Landing Page



Video Page




Schedule Call Page



Call Thank You Page

LEADING ARCHITECT REVEALS:

If You're Building or Renovating, Taking Action on What You Learn In This Video Will Be the **Most Valuable Thing You Can Do**




In this FREE instructional video you'll discover:

- ✓ The 5 steps of a successful building project (most firms only offer 4)
- ✓ The leading cause of project cost overruns (and how to prevent it)
- ✓ The "Abraham Lincoln" secret to a successful building project

[Watch Now >](#)

1.

2.



3.

Int

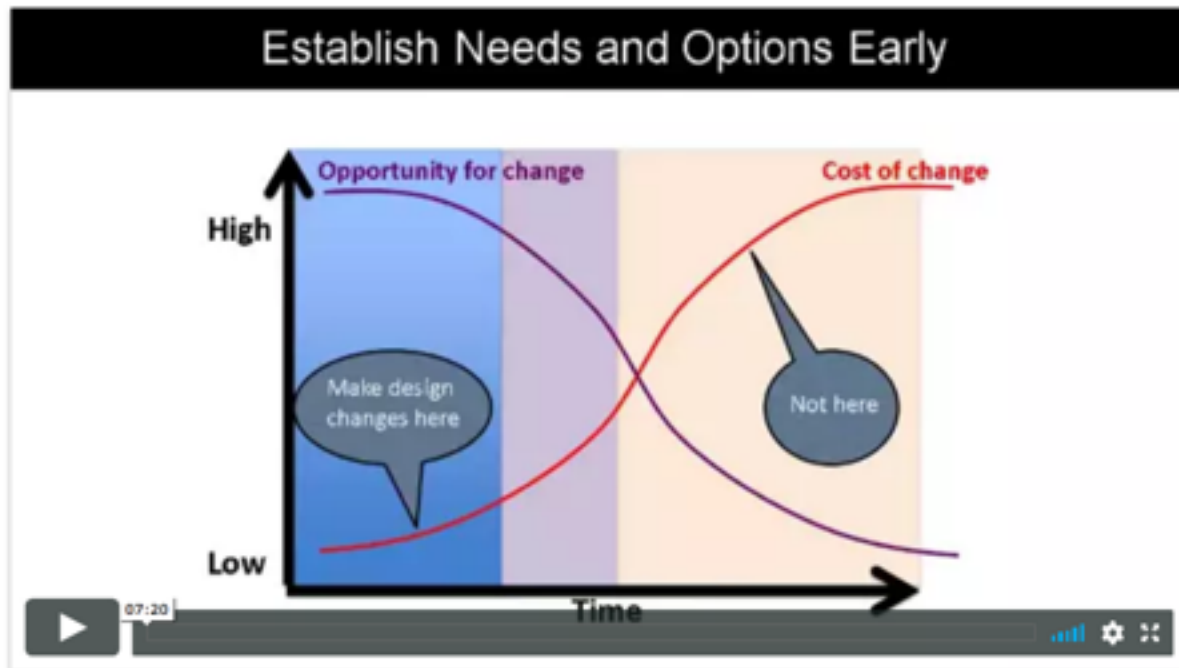
- ✓
- ✓
- ✓

6.

Video Page

FIRM ph. (123) 456-7890

Step 1: Watch this video training now



Step 2: Apply for a Free Project Feasibility Call

Now you may have some specific questions about your project that you want answered. If so, then I invite you to apply for a project feasibility session with me, by clicking the button below:



After someone clicks the button above, they will be taken to your Schedule Call page to book a call with you.

After booking a call with you, they will then proceed to the Call Thank You page.

FIRM ph. (123) 456-7890

Step 1: Watch this video training now



Step 2: Apply for a Free Project Feasibility Call

Now you may have some specific questions about your project that you want answered. If so, then I invite you to apply for a project feasibility session with me, by clicking the button below:



\*\*Step 2 will be modified to reflect the name of your Ask The Expert Call.\*\*